

Ellenborough Series® Chevron Louvres

Louvreclad Ellenborough Series® features sleek aluminum chevron louvres with zero vision screening, perfect for privacy and airflow. Powder-coated or anodized, it's ideal for stylish commercial exteriors.

Features

PERFORMANCE

Optimal Privacy & Airflow

Tested to AS 4740:2000, it features zero vision screening with Class D and B rain resistance and Class 3 aerodynamics. Ideal for commercial exteriors requiring both privacy and effective airflow.

AESTHETICS

Sleek Chevron Design

95mm deep aluminium chevron louvres with a 62.5mm pitch. Available in powder-coated or anodised finishes for a stylish, low-maintenance look.

DESIGN

Versatile Configuration

Suitable for vertical and horizontal installations. Prefabricated panels or continuous louvres with integrated doors, ensuring a seamless, high-quality finish.

Specifications

AUSTRALIAN STANDARDS

Performance tested to AS/NZS 4740:2000

ORIENTATION

Horizontal
or
Vertical

MATERIAL

6060 T5 Extruded Aluminium

FINISH

Powdercoat or Anodised

ACCESSORIES

Bird/vermin mesh Insect mesh
Blanking sheets Dust filters
Security screens and bars
Integrated louvred doors
Dampers

INSTALLATION

Installation and mounting details will be designed in accordance with proprietary systems and recommendations as designed and manufactured by Louvreclad.

Explore the profile options

Ellenborough Series® Horizontal

Chevron extruded aluminium louvres



Class 3

AERODYNAMICS

0.367 CD

DISCHARGE COEFFICIENT

0.19 m²

EFFECTIVE AERODYNAMIC AREA

Class B

RAIN RESISTANCE

96 %

EFFECTIVE RAIN RESISTANCE

50 %

FREE OPEN AREA

95 mm

DEPTH

62.5

PITCH

2000 mm

MAX SPAN

17kg/m²

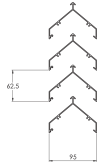
WEIGHT

Horizontal

ORIENTATION

Ellenborough Series® Vertical

Chevron extruded aluminium louvres



Class 3

AERODYNAMICS

0.367 CD

DISCHARGE COEFFICIENT

0.19 m²

EFFECTIVE AERODYNAMIC AREA

Class D

RAIN RESISTANCE

78 %

EFFECTIVE RAIN RESISTANCE

50 %

FREE OPEN AREA

95 mm

DEPTH

62.5

PITCH

2000 mm

MAX SPAN

17kg/m²

WEIGHT

Vertical

ORIENTATION



AS 4740:2000 Rain Resistance

Ellenborough Series® (Horizontal)

Rain penetration classification at each core velocity.

Ventilator core velocity (m/s)	0	0.5	1	1.5	2	2.5	3	3.5
Effectiveness E (%)	98%	98%	96%	95%	95%	95%	95%	95%
Classification	Class B	Class B	Class B	Class B	Class B	Class B	Class B	Class B

The results concluded that the ventilator has low rain resistance performance at the core velocity from 0-3.5m/s as summarised in the table above. This model's average rain penetration effectiveness was 96% in Class B rating.

Ellenborough Series® (Vertical)

Rain penetration classification at each core velocity.

Ventilator core velocity (m/s)	0	0.5	1	1.5	2	2.5	3	3.5
Effectiveness E (%)	94%	92%	82%	74%	70%	70%	70%	70%
Classification	Class C	Class C	Class C	Class D	Class D	Class D	Class D	Class D

The results concluded that the ventilator has low rain resistance performance at the core velocity from 0-3.5m/s s summarised in the table above. The average rain penetration effectiveness for this model was 78% in Class D rating.

Technical Data Disclaimer


- Indicative maximum span provided are based on generic permissible design wind pressure of 2kPa.
- Span values and product technical information provided are subjected to variance by project specific requirements & influence factors such building location, terrain category & local pressure effects.
- Span values provided are based on typical scenario where product specified are fixed at one end; simply supported at the other end and in either horizontal or vertical orientation.
- If the product specified is required to function as barrier for fall protection or as trafficable element, maximum span and pitch nominated may be reduced.
- Spans values provided could be influenced and reduced when used in dynamically sensitive wind environment.
- Once printed or downloaded, this document is considered uncontrolled. Users should verify they are referencing the latest approved version.
- Ellenborough Series® Louvres: AS 4740:2000 compliance verified by CFD analysis only.

For project specific product selection or preliminary design & engineering consultation, please contact 1300 165 678 or sales@louvreclad.victor.nichestudio.biz to arrange or book a meeting.




Inspire with Quality

As leaders in the building envelope market, we are known for exceptional quality and lasting value. Our credibility, wealth of knowledge, and unmatched competence enable us to inspire exterior solutions that look good and perform better.



The MadeRight Guarantee

Following our proven process enables us to develop solutions we're proud to put our mark of quality to. We guarantee that all projects will be delivered in a timely manner, be on specification, engineered to Australian standards and finished to the highest quality.



Made to Perform

Louvreclad solutions are made to last and manufactured on-site using high-quality Australian aluminium and steel. As an organisation we are driven to get a thousand things right everyday to achieve our vision to be the face of Australian Building.

Our facades are not here to be average, they are here to perform – and so are we.

Speak to an expert

Reach out today to discuss your facade solution requirements; we would love to hear from you.



Made to Perform

1300 165 678

sales@louvreclad.com

louvreclad.com