

# Caprice Series® Modular Fins

Louvreclad Caprice Series® 45mm modular sun blades offer versatile configurations with various end caps. Ideal for horizontal, vertical shading, or window shrouds, supporting up to 3.6m spans.

## Features

### PERFORMANCE

#### Superior Sun-Shading

45mm modular sun blades with variable pitch and angle, providing excellent shading for vertical or horizontal installations. Engineered for up to 3.6m vertical spans.

### AESTHETICS

#### Modular Design

Available in ellipsoid, bullet, and chamfer end caps, the Caprice Series® offers diverse configurations to create custom panel designs. Finished in powder-coated or anodised options for a sleek look.

### DESIGN

#### Versatile Application

Suitable for window shrouds, horizontal and vertical shading. Concealed mounting methods and ready-made delivery ensure efficient, single-trade installation.

## Specifications

### ORIENTATION

Horizontal  
or  
Vertical

### MATERIAL

6060 T5 Extruded Aluminium

### FINISH

Powder coated or anodised


### INSTALLATION

Installation and mounting details will be designed in accordance with proprietary systems and recommendations as designed and manufactured by Louvreclad.

# Explore the profile options

---


**Caprice Panel**

Featured

Caprice Series® Variable x  
45mm Panel

Image

**Caprice Bullet**



Caprice Series® Variable x  
45mm Bullet


**Caprice Ellipsoid**

Featured

Caprice Series® Variable x  
45mm Ellipsoid

Image

**Caprice Chamfer**

Featured

Caprice Series® Variable x  
45mm Chamfer

Image

**Caprice Double Chamfer**

Featured

Caprice Series® Variable x  
45mm Double Chamfer

Image

## Technical Data Disclaimer

- Indicative maximum span provided are based on generic permissible design wind pressure of 2kPa.
- Span values and product technical information provided are subjected to variance by project specific requirements & influence factors such building location, terrain category & local pressure effects.
- Span values provided are based on typical scenario where product specified are fixed at one end; simply supported at the other end and in either horizontal or vertical orientation.

- If the product specified is required to function as barrier for fall protection or as trafficable element, maximum span and pitch nominated may be reduced.
- Spans values provided could be influenced and reduced when used in dynamically sensitive wind environment.
- For project specific product selection or preliminary design & engineering consultation, please contact 1300 165 678 or [sales@louvreclad.com](mailto:sales@louvreclad.com) to arrange or book a meeting.



## Inspire with Quality

As leaders in the building envelope market, we are known for exceptional quality and lasting value. Our credibility, wealth of knowledge, and unmatched competence enable us to inspire exterior solutions that look good and perform better.

## The MadeRight Guarantee

Following our proven process enables us to develop solutions we're proud to put our mark of quality to. We guarantee that all projects will be delivered in a timely manner, be on specification, engineered to Australian standards and finished to the highest quality.



## Made to Perform

Louvreclad solutions are made to last and manufactured on-site using high-quality Australian aluminium and steel. As an organisation we are driven to get a thousand things right everyday to achieve our vision to be the face of Australian Building. Our facades are not here to be average, they are here to perform – and so are we.

# Speak to an expert

Reach out today to discuss your facade solution requirements; we would love to hear from you.



Made to Perform

1300 165 678

[sales@louvreclad.com](mailto:sales@louvreclad.com)

[louvreclad.com](http://louvreclad.com)